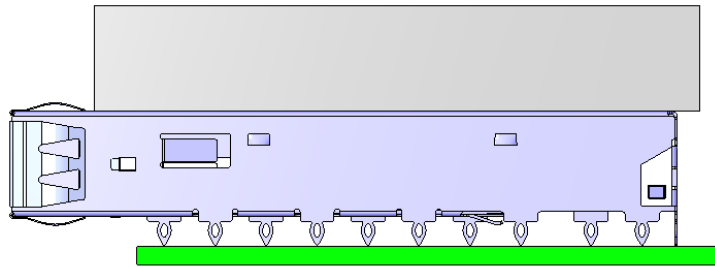
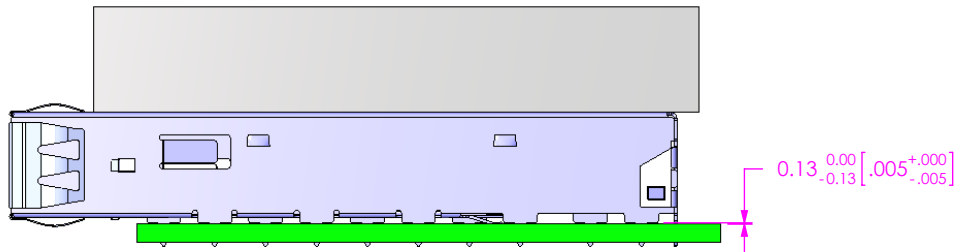
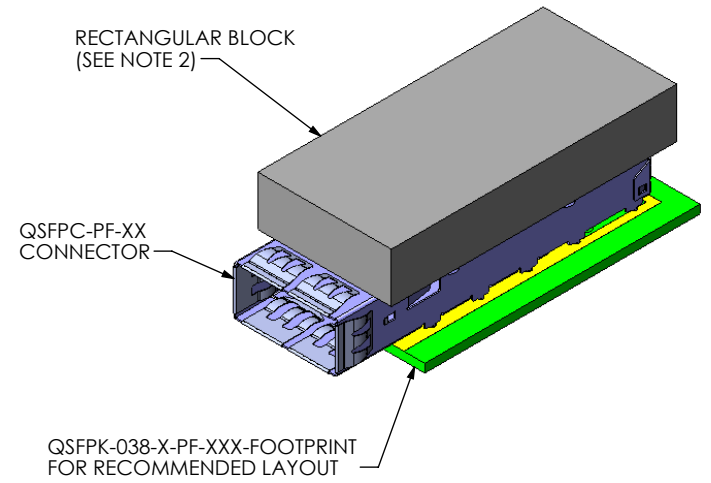


DESIGNED & DIMENSIONED  
IN MILLIMETERS [INCHES]

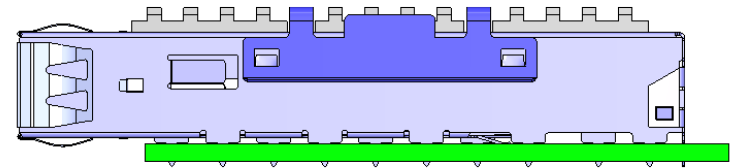
DO NOT  
SCALE FROM  
THIS PRINT



PRE TERMINATION VIEW



POST TERMINATION VIEW



ASSEMBLE HEAT SINK VIEW  
(SEE NOTE 3)

NOTES:

1. TERMINATION VELOCITY: 2 IN/MIN MAX.
2. SIMPLE FLAT BLOCK MAY BE USED.
3. TERMINATE CAGE THEN APPLY HEATS SINK FOR PRODUCT REQUIRING SINK.

UNLESS OTHERWISE SPECIFIED,  
DIMENSIONS ARE IN MILLIMETERS.  
TOLERANCES ARE:  
DECIMALS ANGLES  
X.X:  $\pm 0.3$  [01] 2°  
X.XX:  $\pm 0.13$  [005]  
X.XXX:  $\pm 0.051$  [0020]

PROPRIETARY NOTE  
THIS DOCUMENT CONTAINS INFORMATION  
CONFIDENTIAL AND PROPRIETARY TO  
SAMTEC, INC. AND SHALL NOT BE REPRODUCED  
OR TRANSFERRED TO OTHER DOCUMENTS OR  
DISCLOSED TO OTHERS OR USED FOR ANY  
PURPOSE OTHER THAN THAT WHICH IT WAS  
OBTAINED WITHOUT THE EXPRESSED WRITTEN  
CONSENT OF SAMTEC, INC.

**samtec**

520 PARK EAST BLVD., NEW ALBANY, IN 47150  
PHONE: 812-944-6733 FAX: 812-948-5047  
e-Mail: info@SAMTEC.com code 55322

MATERIAL: DO NOT SCALE DRAWING SHEET SCALE: 1:1

DESCRIPTION:  
QSFP-PF TERMINATION VIEWS

DWG. NO.  
QSFP-PF APPLICATION

BY: TIM CHU 12/01/2011 SHEET 1 OF 1